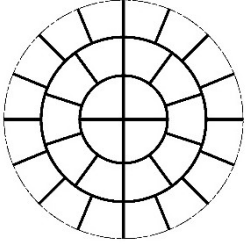
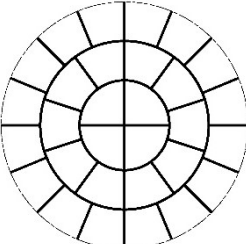
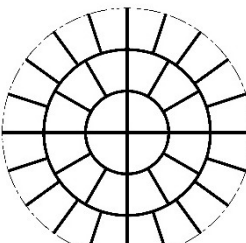
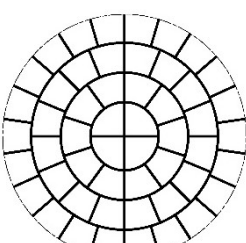
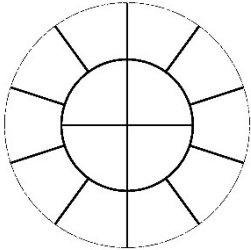
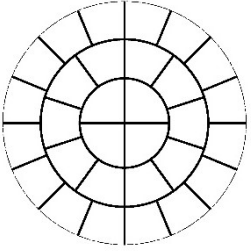
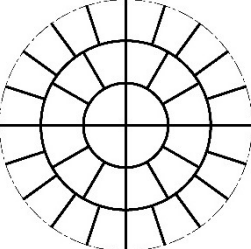



DR and DR Robot : Dividing disc

	Type*	Division	Weight range (gr) **	Disc dimension (mm)	Capacity (pc/h) ***
	2/30	30	25 - 85	d325	6,000
	3/30	30	30 - 100	d364	6,000
	3/36	36	25 - 85	d364	7,200
	3/52	52	16 - 45	d364	10,400

* head depth of all dividing discs is 82mm ** depending on dough consistency
 *** depending on operator efficiency and production flow

	Type*	Division	Weight range (gr) **	Disc dimension (mm)	Capacity (pc/h) ***
	4/14	14	130 - 250	d400	2,800
	4/30	30	40 - 130	d400	6,000
	4/36	36	30 - 110	d400	7,200
	4/09	9	100 - 440	315x315	1,800

* head depth of all dividing discs is 82mm ** depending on dough consistency
 *** depending on operator efficiency and production flow