










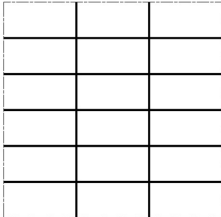












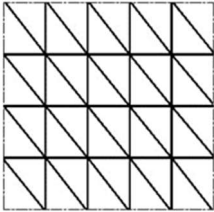



	Type	Anzahl der Teiglinge	Gewichtsbereich (gr) *	Abmessung Teigstück (cm)	Produktionskapazität (St./Stunde) **
	2 x 2	4	500-1950	21.7 x 21.4	280
	1 x 6	6	333-1300	43.5 x 7.0	420
	1 x 8	8	250-975	43.5 x 5.2	550
	2 x 4	8	222-867	21.7 x 10.6	550
	3 x 3	9	200-780	14.4 x 14.2	620

	Type	Anzahl der Teiglinge	Gewichtsbereich (gr) *	Abmessung Teigstück (cm)	Produktionskapazität (St./Stunde) **
	1 x 10	10	200-780	43.5 x 4.1	690
	2 x 5	10	200-780	21.7 x 8.4	690
	2 x 6	12	167-650	21.7 x 7.0	830
	4 x 3	12	167-650	10.7 x 14.2	830
	2 x 8	16	125-488	21.7 x 5.2	1110

	Type	Anzahl der Teiglinge	Gewichtsbereich (gr) *	Abmessung Teigstück (cm)	Produktionskapazität (St./Stunde) **
	4 x 4	16	125-488	10.7 x 10.6	1110
	3 x 6	18	111-433	14.4 x 7.0	1250
	2 x 10	20	100-390	21.7 x 4.1	1380
	5 x 4	20	100-390	8.5 x 10.6	1380
	4 x 6	24	83-325	10.7 x 7.0	1660

	Type	Anzahl der Teiglinge	Gewichtsbereich (gr) *	Abmessung Teigstück (cm)	Produktionskapazität (St./Stunde) **
	5 x 6	30	67-260	8.5 x 7.0	2080
	4 x 8	32	63-244	10.7 x 5.2	2220
	6 x 6	36	56-217	7.1 x 7.0	2480
	5 x 8	40	50-195	8.5 x 5.2	2770
	8 x 10	80	25-98	5.3 x 4.1	5540

	Type	Anzahl der Teiglinge	Gewichtsbereich (gr) *	Abmessung Teigstück (cm)	Produktionskapazität (St./Stunde) **
	R16	16	88-344	d10.4	1110
	R25	25	56-220	d8.3	1730
	T24	24	83-325	14.0 x 10.5 x17.5	1660
	T32	32	63-244	10.5 x 10.5 x 15.0	2220
	T40	40	50-195	10.5 x 8.5 x 13.5	2770

	Type	Anzahl der Teiglinge	Gewichtsbereich (gr) *	Abmessung Teigstück (cm)	Produktionskapazität (St./Stunde) **
	T60	60	33-130	8.5 x 7.0 x 11.0	4150

* je nach Teigkonsistenz

** je nach Effizienz des Personals und der allg. Produktion

Abmessungen Teigkorb BxTxH 43.5 x 43 x 12 cm. Teigmenge 2 - 7.8 kg